


GLOBAL
EDITION



Systems Analysis and Design

TENTH EDITION

Kenneth E. Kendall • Julie E. Kendall



CONSULTING OPPORTUNITIES

1 SYSTEMS, ROLES, AND DEVELOPMENT METHODOLOGIES

1.1 Healthy Hiring: Ecommerce Help Wanted 41

2 UNDERSTANDING AND MODELING ORGANIZATIONAL SYSTEMS

2.1 The E in Vitamin E Stands for Ecommerce 59

2.2 Where There's Carbon, There's a Copy 78

2.3 Pyramid Power 79

3 PROJECT MANAGEMENT

3.1 The Sweetest Sound I've Ever Sipped 88

3.2 *Veni, Vidi, Vendi*, or, "I Came, I Saw, I Sold" 100

3.3 We're Off to See the Wizards 104

3.4 Food for Thought 109

3.5 Goal Tending 126

4 INFORMATION GATHERING: INTERACTIVE METHODS

4.1 Strengthening Your Question Types 146

4.2 Skimming the Surface 149

4.3 A Systems Analyst, I Presume? 155

4.4 The Unbearable Questionnaire 159

4.5 Order in the Courts 162

5 INFORMATION GATHERING: UNOBTRUSIVE METHODS

5.1 Trapping a Sample 174

5.2 A Rose by Any Other Name...Or Quality, Not Quantities 176

6 AGILE MODELING, PROTOTYPING, AND SCRUM

6.1 Is Prototyping King? 195

6.2 Clearing the Way for Customer Links 198

6.3 To Hatch a Fish 204

6.4 This Prototype Is All Wet 206

7 USING DATA FLOW DIAGRAMS

7.1 There's No Business Like Flow Business 249

8 ANALYZING SYSTEMS USING DATA DICTIONARIES

8.1 Want to Make It Big in the Theatre? Improve Your Diction(ary)! 267

9 PROCESS SPECIFICATIONS AND STRUCTURED DECISIONS

9.1 Kit Chen Kaboodle, Inc. 280

9.2 Kneading Structure 284

9.3 Saving a Cent on Citron Car Rental 289

9.4 A Tree for Free 293

10 OBJECT-ORIENTED SYSTEMS ANALYSIS AND DESIGN USING UML

- 10.1 Around the World in 80 Objects 302
- 10.2 Recycling the Programming Environment 312
- 10.3 Developing a Fine System That Was Long Overdue: Using Object-Oriented Analysis for the Ruminski Public Library System 332
- 10.4 C-Shore++ 335

11 DESIGNING EFFECTIVE OUTPUT

- 11.1 Your Cage or Mine? 344
- 11.2 A Right Way, a Wrong Way, and a Subway 346
- 11.3 Should This Chart Be Barred? 349
- 11.4 Is Your Work a Grind? 357
- 11.5 A Field Day 362

12 DESIGNING EFFECTIVE INPUT

- 12.1 This Form May Be Hazardous to Your Health 388
- 12.2 Squeezin' Isn't Pleasin' 389

13 DESIGNING DATABASES

- 13.1 Hitch Your Cleaning Cart to a Star 410
- 13.2 Storing Minerals for Health, Data for Mining 436
- 13.3 Losing Prospects 438

14 HUMAN-COMPUTER INTERACTION AND UX DESIGN

- 14.1 School Spirit Comes in Many Sizes 453
- 14.2 I'd Rather Do It Myself 454
- 14.3 Don't Slow Me Down 455
- 14.4 Waiting to Be Fed 466
- 14.5 When You Run A Marathon, It Helps to Know Where You're Going 470
- 14.6 Hey, Look Me Over (Reprise) 477

15 DESIGNING ACCURATE DATA ENTRY PROCEDURES

- 15.1 It's a Wilderness in Here 492
- 15.2 Catching a Summer Code 494
- 15.3 To Enter or Not to Enter: That Is the Question 501

16 QUALITY ASSURANCE AND IMPLEMENTATION

- 16.1 The Quality of MIS Is Not Strained 516
- 16.2 Write Is Right 521
- 16.3 Cramming for Your Systems Test 525
- 16.4 You Can Lead a Fish to Water...But You Can't Make It Drink 536
- 16.5 The Sweet Smell of Success 543
- 16.6 Mopping Up with the New System 546

OTHER MIS TITLES OF INTEREST

Introductory MIS

Experiencing MIS, 8/e
Kroenke & Boyle ©2020

Using MIS, 10/e
Kroenke & Boyle ©2018

Management Information Systems, 16/e
Laudon & Laudon ©2020

Essentials of MIS, 13/e
Laudon & Laudon ©2019

Processes, Systems, and Information: An Introduction to MIS, 3/e
McKinney & Kroenke ©2019

Information Systems Today, 8/e
Valacich & Schneider ©2018

Introduction to Information Systems, 3/e
Wallace ©2018

Database

Hands-on Database, 2/e
Conger ©2014

Modern Database Management, 13/e
Hoffer, Ramesh & Topi ©2020

Database Concepts, 8/e
Kroenke, Auer, Vandenberg & Yoder ©2018

Database Processing, 15/e
Kroenke, Auer, Vandenberg & Yoder ©2019

Systems Analysis and Design

Modern Systems Analysis and Design, 8/e
Hoffer, George & Valacich ©2017

Decision Support Systems

Business Intelligence, Analytics, and Data Science, 4/e
Sharda, Delen & Turban ©2018

Business Intelligence and Analytics: Systems for Decision Support, 10/e
Sharda, Delen & Turban ©2014

Data Communications & Networking

Applied Networking Labs, 2/e
Boyle ©2014

Digital Business Networks
Dooley ©2014

Business Data Networks and Security, 11/e
Panko & Panko ©2019

Electronic Commerce

E-commerce 2019: Business. Technology. Society, 15/e
Laudon & Traver ©2020

Enterprise Resource Planning

Enterprise Systems for Management, 2/e
Motiwalla & Thompson ©2012

Project Management

Project Management: Process, Technology and Practice
Vaidyanathan ©2013

SYSTEMS
ANALYSIS
AND
DESIGN

This page is intentionally left blank.

The cover features a large, abstract stained glass artwork on the left side, composed of various colored segments (yellow, green, blue, red, orange, purple) radiating from a central point. A large white circular cutout is positioned on the right side of the artwork, revealing the white background of the text.

TENTH EDITION
GLOBAL EDITION

SYSTEMS ANALYSIS AND DESIGN

Kenneth E. Kendall

RUTGERS UNIVERSITY
School of Business–Camden
Camden, New Jersey

Julie E. Kendall

RUTGERS UNIVERSITY
School of Business–Camden
Camden, New Jersey



Pearson

Harlow, England • London • New York • Boston • San Francisco • Toronto • Sydney • Dubai • Singapore • Hong Kong
Tokyo • Seoul • Taipei • New Delhi • Cape Town • Sao Paulo • Mexico City • Madrid • Amsterdam • Munich • Paris • Milan

Vice President, IT & Careers: Andrew Gilfillan
Senior Portfolio Manager: Samantha Lewis
Managing Producer: Laura Burgess
Associate Content Producer: Stephany Harrington
Portfolio Management Assistant: Madeline Houpt
Assistant Acquisitions Editor, Global Edition: Rosemary Iles
Associate Project Editor, Global Edition: Aurko Mitra
Content Producer, Global Edition: Sonam Arora
Director of Product Marketing: Brad Parkins
Product Marketing Manager: Heather Taylor
Product Marketing Assistant: Jesika Bethea
Field Marketing Manager: Molly Schmidt

Field Marketing Assistant: Kelli Fisher
Cover Image: LIUSHENGFILM/Shutterstock
Vice President, Product Model Management: Jason Fournier
Senior Product Model Manager: Eric Hakanson
Lead, Production and Digital Studio: Heather Darby
Digital Studio Course Producer: Jaimie Noy
Media Production Manager, Global Edition: Vikram Kumar
Senior Manufacturing Controller, Global Edition: Kay Holman
Program Monitor: Freddie Domini, SPi Global
Full-Service Project Management: Cenveo® Publisher Services
Cover Designer, Global Edition: Lumina Datamatics Inc.

Credits and acknowledgments borrowed from other sources and reproduced, with permission, in this textbook appear on the appropriate page within text.

Microsoft and/or its respective suppliers make no representations about the suitability of the information contained in the documents and related graphics published as part of the services for any purpose. All such documents and related graphics are provided “as is” without warranty of any kind. Microsoft and/or its respective suppliers hereby disclaim all warranties and conditions with regard to this information, including all warranties and conditions of merchantability, whether express, implied or statutory, fitness for a particular purpose, title and non-infringement. In no event shall Microsoft and/or its respective suppliers be liable for any special, indirect or consequential damages or any damages whatsoever resulting from loss of use, data or profits, whether in an action of contract, negligence or other tortious action, arising out of or in connection with the use or performance of information available from the services.

The documents and related graphics contained herein could include technical inaccuracies or typographical errors. Changes are periodically added to the information herein. Microsoft and/or its respective suppliers may make improvements and/or changes in the product(s) and/or the program(s) described herein at any time. Partial screen shots may be viewed in full within the software version specified.

Microsoft® and Windows® are registered trademarks of the Microsoft Corporation in the U.S.A. and other countries. This book is not sponsored or endorsed by or affiliated with the Microsoft Corporation.

Pearson Education Limited
KAO Two
KAO Park
Hockham Way
Harlow
Essex
CM17 9SR
United Kingdom

and Associated Companies throughout the world

Visit us on the World Wide Web at: www.pearsonglobaleditions.com

© Pearson Education Limited 2020

The rights of Kenneth E. Kendall and Julie E. Kendall to be identified as the authors of this work have been asserted by them in accordance with the Copyright, Designs and Patents Act 1988.

Authorized adaptation from the United States edition, entitled *Systems Analysis and Design*, 10th Edition, ISBN 978-0-13-478555-4, by Kenneth E. Kendall and Julie E. Kendall, published by Pearson Education © 2019.

All rights reserved. No part of this publication may be reproduced, stored in a retrieval system, or transmitted in any form or by any means, electronic, mechanical, photocopying, recording or otherwise, without either the prior written permission of the publisher or a license permitting restricted copying in the United Kingdom issued by the Copyright Licensing Agency Ltd, Saffron House, 6–10 Kirby Street, London EC1N 8TS. This publication is protected by copyright, and permission should be obtained from the publisher prior to any prohibited reproduction, storage in a retrieval system, or transmission in any form or by any means, electronic, mechanical, photocopying, recording, or otherwise. For information regarding permissions, request forms, and the appropriate contacts within the Pearson Education Global Rights and Permissions department, please visit www.pearsoned.com/permissions/.

All trademarks used herein are the property of their respective owners. The use of any trademark in this text does not vest in the author or publisher any trademark ownership rights in such trademarks, nor does the use of such trademarks imply any affiliation with or endorsement of this book by such owners.

ISBN 10: 1-292-28145-6

ISBN 13: 978-1-292-28145-2

British Library Cataloguing-in-Publication Data

A catalogue record for this book is available from the British Library

Typeset by Cenveo® Publisher Services

*To the memory of Julia A. Kendall and Edward J. Kendall,
whose lifelong example of working
together will inspire us forever.*

This page is intentionally left blank.

BRIEF CONTENTS

PART I SYSTEMS ANALYSIS FUNDAMENTALS

- 1 SYSTEMS, ROLES, AND DEVELOPMENT METHODOLOGIES 39
- 2 UNDERSTANDING AND MODELING ORGANIZATIONAL SYSTEMS 57
- 3 PROJECT MANAGEMENT 86

PART II INFORMATION REQUIREMENTS ANALYSIS

- 4 INFORMATION GATHERING: INTERACTIVE METHODS 141
- 5 INFORMATION GATHERING: UNOBTRUSIVE METHODS 170
- 6 AGILE MODELING, PROTOTYPING, AND SCRUM 193

PART III THE ANALYSIS PROCESS

- 7 USING DATA FLOW DIAGRAMS 225
- 8 ANALYZING SYSTEMS USING DATA DICTIONARIES 255
- 9 PROCESS SPECIFICATIONS AND STRUCTURED DECISIONS 279
- 10 OBJECT-ORIENTED SYSTEMS ANALYSIS AND DESIGN USING UML 299

PART IV THE ESSENTIALS OF DESIGN

- 11 DESIGNING EFFECTIVE OUTPUT 339
- 12 DESIGNING EFFECTIVE INPUT 381
- 13 DESIGNING DATABASES 409
- 14 HUMAN-COMPUTER INTERACTION AND UX DESIGN 448

PART V QUALITY ASSURANCE AND IMPLEMENTATION

- 15 DESIGNING ACCURATE DATA ENTRY PROCEDURES 485
- 16 QUALITY ASSURANCE AND IMPLEMENTATION 512

GLOSSARY 553

ACRONYMS 561

INDEX 563

This page is intentionally left blank.

CONTENTS

PART I SYSTEMS ANALYSIS FUNDAMENTALS 39

1 SYSTEMS, ROLES, AND DEVELOPMENT METHODOLOGIES 39

Need for Systems Analysis and Design 40

Roles of a Systems Analyst 40

Systems Analyst as Consultant 40

CONSULTING OPPORTUNITY 1.1 Healthy Hiring: Ecommerce Help Wanted 41

Systems Analyst as Supporting Expert 41 / Systems Analyst as Agent of Change 41 / Qualities of a Systems Analyst 42

The Systems Development Life Cycle 42

Identifying Problems, Opportunities, and Objectives 43 / Determining Human Information Requirements 43 / Analyzing System Needs 44

MAC APPEAL 44

Designing the Recommended System 45 / Developing and Documenting Software 45 / Testing and Maintaining the System 45 / Implementing and Evaluating the System 45 / The Impact of Maintenance 46 / Using CASE Tools 47

The Agile Approach 48

Exploration 49 / Planning 49 / Iterations to the First Release 50 / Productionizing 50 / Maintenance 50

Object-Oriented Systems Analysis and Design 50

Object-Oriented Similarities to SDLC 50

Choosing Which Systems Development Method to Use 52

Developing Open Source Software 53

Why Organizations Participate in Open Source Communities 53 / The Role of the Analyst in Open Source Software 53

HYPERCASE EXPERIENCE 1 54

SUMMARY 54

KEYWORDS AND PHRASES 55

REVIEW QUESTIONS 55

SELECTED BIBLIOGRAPHY 56

2 UNDERSTANDING AND MODELING ORGANIZATIONAL SYSTEMS 57

Organizations as Systems 58

Interrelatedness and Interdependence of Systems 58

CONSULTING OPPORTUNITY 2.1 The E in Vitamin E Stands for Ecommerce 59

Virtual Organizations and Virtual Teams 59 / Taking a Systems Perspective 60 / Enterprise Systems: Viewing the Organization as a System 60

Depicting Systems Graphically 62

Systems and the Context-Level Data Flow Diagram 62 / Systems and the Entity-Relationship Model 63

Use Case Modeling 68**MAC APPEAL 69**

Use Case Symbols 70 / Use Case Relationships 70 / Developing System Scope 71 /
 Developing Use Case Diagrams 72 / Developing Use Case Scenarios 72 /
 Use Case Levels 72 / Creating Use Case Descriptions 76 / Why Use Case
 Diagrams Are Helpful 77

Levels of Management 77**CONSULTING OPPORTUNITY 2.2 Where There's Carbon, There's a Copy 78**

Implications for Information Systems Development 78

CONSULTING OPPORTUNITY 2.3 Pyramid Power 79

Collaborative Design 79

Organizational Culture 80

Technology's Impact on Culture 80

HYPERCASE EXPERIENCE 2 81

SUMMARY 82

KEYWORDS AND PHRASES 82

REVIEW QUESTIONS 82

PROBLEMS 83

GROUP PROJECTS 84

SELECTED BIBLIOGRAPHY 85

3 PROJECT MANAGEMENT 86**Project Initiation 87**

Problems in an Organization 87 / Defining the Problem 87

CONSULTING OPPORTUNITY 3.1 The Sweetest Sound I've Ever Sipped 88

Selection of Projects 91

Determining Feasibility 92

Determining Whether It Is Possible 92 / Estimating Workloads 93

Ascertaining Hardware and Software Needs 94

Inventorying Computer Hardware 94 / Evaluating Computer Hardware for Purchase 96 /
 Renting Time and Space in the Cloud 96 / Evaluation of Vendor Support for Computer
 Hardware 98 / Understanding the Bring Your Own Device (BYOD) Option 98 / Creating
 Custom Software 99

CONSULTING OPPORTUNITY 3.2 Veni, Vidi, Vendi, or, "I Came, I Saw, I Sold" 100

Purchasing COTS Software 100 / Using the Services of a SaaS Provider 101 / Evaluation
 of Vendor Support for Software and SaaS 102

Identifying, Forecasting, and Comparing Costs and Benefits 103

Forecasting 103 / Identifying Benefits and Costs 103

CONSULTING OPPORTUNITY 3.3 We're Off to See the Wizards 104

Comparing Costs and Benefits 105

Managing Time and Activities 106

The Work Breakdown Structure 106 / Time Estimation Techniques 107

CONSULTING OPPORTUNITY 3.4 Food for Thought 109**Project Scheduling 109**

Using Gantt Charts for Project Scheduling 110 / Using PERT Diagrams 111

Controlling a Project 114

Estimating Costs and Preparing the Budget 114

MAC APPEAL 115

Managing Risk 116 / Managing Time Using Expediting 117 / Controlling Costs Using Earned Value Management 119

Managing the Project Team 122

Assembling a Team 122 / Communication Strategies for Managing Teams 122

HYPERCASE EXPERIENCE 3.1 123

Setting Project Productivity Goals 124 / Motivating Project Team Members 124 / Managing Ecommerce Projects 124 / Creating a Project Charter 125

The Systems Proposal 125

What to Include in a Systems Proposal 125

CONSULTING OPPORTUNITY 3.5 Goal Tending 126

Using Figures for Effective Communication 127

HYPERCASE EXPERIENCE 3.2 130

SUMMARY 130

KEYWORDS AND PHRASES 132

REVIEW QUESTIONS 132

PROBLEMS 133

GROUP PROJECTS 138

SELECTED BIBLIOGRAPHY 138

PART II INFORMATION REQUIREMENTS ANALYSIS 141**4 INFORMATION GATHERING: INTERACTIVE METHODS 141****Interviewing 142**

Five Steps in Interview Preparation 142 / Question Types 143 / Arranging Questions in a Logical Sequence 145

CONSULTING OPPORTUNITY 4.1 Strengthening Your Question Types 146

Writing the Interview Report 148

Listening to Stories 148**CONSULTING OPPORTUNITY 4.2 Skimming the Surface 149**

Stories Are Made Up of Elements 149 / Reasons for Telling Stories 151

Joint Application Design 151

Conditions That Support the Use of JAD 152 / Who Is Involved? 152 / Where to Hold JAD Meetings 152

HYPERCASE EXPERIENCE 4.1 153

Accomplishing a Structured Analysis of Project Activities 153 / Potential Benefits of Using JAD in Place of Traditional Interviewing 154 / Potential Drawbacks of Using JAD 154

Using Questionnaires 154**CONSULTING OPPORTUNITY 4.3 A Systems Analyst, I Presume? 155**

Planning for the Use of Questionnaires 155 / Writing Questions 155

CONSULTING OPPORTUNITY 4.4 The Unbearable Questionnaire 159

Designing Questionnaires 160 / Administering Questionnaires 161

CONSULTING OPPORTUNITY 4.5 Order in the Courts 162**HYPERCASE EXPERIENCE 4.2 163**

SUMMARY 163
 KEYWORDS AND PHRASES 164
 REVIEW QUESTIONS 165
 PROBLEMS 165
 GROUP PROJECTS 168
 SELECTED BIBLIOGRAPHY 169

5 INFORMATION GATHERING: UNOBTRUSIVE METHODS 170**Sampling 171**

The Need for Sampling 171 / Sampling Design 171 / The Sample Size Decision 173

CONSULTING OPPORTUNITY 5.1 Trapping a Sample 174**Analyzing Quantitative Documents 175**

Systematically Examining Qualitative Documents 175

CONSULTING OPPORTUNITY 5.2 A Rose by Any Other Name . . . Or Quality, Not Quantities 176**Analyzing Qualitative Documents 179**

Systematically Examining Qualitative Documents 179

HYPERCASE EXPERIENCE 5.1 180**Using Text Analytics 181****Observing a Decision Maker's Behavior 182**

Observing a Typical Manager's Decision-Making Activities 183

Observing the Physical Environment 184

Structured Observation of the Environment (STROBE) 184

MAC APPEAL 186

Applying STROBE 186

SUMMARY 187

HYPERCASE EXPERIENCE 5.2 188

KEYWORDS AND PHRASES 189
 REVIEW QUESTIONS 189
 PROBLEMS 189
 GROUP PROJECTS 191
 SELECTED BIBLIOGRAPHY 191

6 AGILE MODELING, PROTOTYPING, AND SCRUM 193**Prototyping 194**

Kinds of Prototypes 194

CONSULTING OPPORTUNITY 6.1 Is Prototyping King? 195

The Users' Role in Prototyping 196

Agile Modeling 196

Values and Principles of Agile Modeling 196

CONSULTING OPPORTUNITY 6.2 Clearing the Way for Customer Links 198

Activities, Resources, and Practices of Agile Modeling 199 / The Agile Development Process 203

CONSULTING OPPORTUNITY 6.3 To Hatch a Fish 204**Scrum 205****CONSULTING OPPORTUNITY 6.4 This Prototype Is All Wet 206**

Roles Played in Scrum 206 / The Product Backlog 207 / The Sprint Cycle 207 /
Other Unique Scrum Features 208 / Kanban 210 / Scrum Advantages and
Disadvantages 211

DevOps: A Cultural Shift for App Development 212**Comparing Agile Modeling and Structured Methods 213**

Lessons Learned from Agile Modeling 213 / Improving Efficiency in Knowledge
Work: SDLC versus Agile 214

MAC APPEAL 216

Risks Inherent in Organizational Innovation 218

HYPERCASE EXPERIENCE 6 220

SUMMARY 220

KEYWORDS AND PHRASES 221

REVIEW QUESTIONS 221

PROBLEMS 222

GROUP PROJECTS 223

SELECTED BIBLIOGRAPHY 224

PART III THE ANALYSIS PROCESS 225**7 USING DATA FLOW DIAGRAMS 225****The Data Flow Approach to Human Requirements Determination 226**

Conventions Used in Data Flow Diagrams 226

Developing Data Flow Diagrams 227

Creating the Context Diagram 227 / Drawing Diagram 0 (The Next Level) 228 /
Creating Child Diagrams (More Detailed Levels) 230 / Checking Diagrams for Errors 230

Logical and Physical Data Flow Diagrams 232

Developing Logical Data Flow Diagrams 235 / Developing Physical Data Flow
Diagrams 236 / Partitioning Data Flow Diagrams 238

A Data Flow Diagram Example 240

Developing the List of Business Activities 241 / Creating a Context-Level Data Flow
Diagram 241 / Drawing Diagram 0 241 / Creating a Child Diagram 242 / Creating a
Physical Data Flow Diagram from the Logical DFD 242 / Partitioning the Physical
DFD 244

Partitioning Websites 246**Communicating Using Data Flow Diagrams 247****CONSULTING OPPORTUNITY 7.1 There's No Business Like Flow Business 249****HYPERCASE EXPERIENCE 7 250**

SUMMARY 250

KEYWORDS AND PHRASES 251

REVIEW QUESTIONS 251

PROBLEMS 252

GROUP PROJECTS 253

SELECTED BIBLIOGRAPHY 254

8 ANALYZING SYSTEMS USING DATA DICTIONARIES 255**The Data Dictionary 256**

Need for Understanding the Data Dictionary 256

The Data Repository 256

Defining the Data Flows 257 / Describing Data Structures 259 / Logical and Physical Data Structures 259 / Data Elements 261 / Data Stores 264

Creating a Data Dictionary 265

Analyzing Input and Output 265 / Developing Data Stores 266

CONSULTING OPPORTUNITY 8.1 Want to Make It Big in the Theatre? Improve Your Diction(ary)! 267**Using a Data Dictionary 268**

Using Data Dictionaries to Create XML 270 / XML Document Type Definitions 272 / XML Schemas 273

HYPERCASE EXPERIENCE 8 274

SUMMARY 274

KEYWORDS AND PHRASES 275

REVIEW QUESTIONS 275

PROBLEMS 276

GROUP PROJECTS 278

SELECTED BIBLIOGRAPHY 278

9 PROCESS SPECIFICATIONS AND STRUCTURED DECISIONS 279**CONSULTING OPPORTUNITY 9.1 Kit Chen Kaboodle, Inc. 280****Overview of Process Specifications 280**

Process Specification Format 281

Structured English 282

Writing Structured English 282

CONSULTING OPPORTUNITY 9.2 Kneading Structure 284

Data Dictionary and Process Specifications 285

Decision Tables 286

Developing Decision Tables 288

CONSULTING OPPORTUNITY 9.3 Saving a Cent on Citron Car Rental 289

Checking for Completeness and Accuracy 290

Decision Trees 292

Drawing Decision Trees 292

CONSULTING OPPORTUNITY 9.4 A Tree for Free 293**Choosing a Structured Decision Analysis Technique 294**

SUMMARY 294

HYPERCASE EXPERIENCE 9 295

KEYWORDS AND PHRASES 295

REVIEW QUESTIONS 295

PROBLEMS 295

GROUP PROJECTS 297

SELECTED BIBLIOGRAPHY 298

10 OBJECT-ORIENTED SYSTEMS ANALYSIS AND DESIGN USING UML 299**Object-Oriented Concepts 300**

Objects 300 / Classes 300 / Inheritance 301

CONSULTING OPPORTUNITY 10.1 Around the World in 80 Objects 302**CRC Cards and Object Think 302**

Interacting During a CRC Session 304

Unified Modeling Language (UML) Concepts and Diagrams 304**Use Case Modeling 307****Activity Diagrams 309**

Creating Activity Diagrams 311

CONSULTING OPPORTUNITY 10.2 Recycling the Programming Environment 312

Repository Entries for an Activity Diagram 312

Sequence and Communication Diagrams 313

Sequence Diagrams 313 / Communication Diagrams 315

Class Diagrams 316

Method Overloading 317 / Types of Classes 317 / Defining Messages and Methods 318

Enhancing Sequence Diagrams 318

A Class Example for the Web 319 / Presentation, Business, and Persistence Layers in Sequence Diagrams 321

Enhancing Class Diagrams 321

Relationships 322 / Generalization/Specialization (Gen/Spec) Diagrams 325

Statechart Diagrams 328

A State Transition Example 329

Packages and Other UML Artifacts 330**CONSULTING OPPORTUNITY 10.3 Developing a Fine System That Was Long Overdue: Using Object-Oriented Analysis for the Ruminski Public Library System 332****Putting UML to Work 332****The Importance of Using UML for Modeling 334****CONSULTING OPPORTUNITY 10.4 C-Shore++ 335**

SUMMARY 335

HYPERCASE EXPERIENCE 10 336

KEYWORDS AND PHRASES 336

REVIEW QUESTIONS 337

PROBLEMS 337

SELECTED BIBLIOGRAPHY 338

PART IV THE ESSENTIALS OF DESIGN 339**11 DESIGNING EFFECTIVE OUTPUT 339****Output Design Objectives 340**

Designing Output to Serve the Intended Purpose 340 / Designing Output to Fit the User 340 / Delivering the Appropriate Quantity of Output 340 / Making Sure the Output Is Where It Is Needed 340 / Providing Output on Time 340 / Choosing the Right Output Method 341

Relating Output Content to Output Method 341

Output Technologies 341 / Factors to Consider When Choosing Output Technology 341

CONSULTING OPPORTUNITY 11.1 Your Cage or Mine? 344**CONSULTING OPPORTUNITY 11.2 A Right Way, a Wrong Way, and a Subway 346****Realizing How Output Bias Affects Users 347**

Recognizing Bias in the Way Output Is Used 347 / Avoiding Bias in the Design of Output 348

Designing Printed Output 348**CONSULTING OPPORTUNITY 11.3 Should This Chart Be Barred? 349****Designing Output for Displays 350**

Guidelines for Display Design 350 / Using Graphical Output in Screen Design 351 / Dashboards 351 / Infographics 353

Designing a Website 354

Responsive Web Design 355 / Flat Web Design 355 / General Guidelines for Designing Websites 356

CONSULTING OPPORTUNITY 11.4 Is Your Work a Grind? 357

Specific Guidelines for Website Design 358

MAC APPEAL 360**CONSULTING OPPORTUNITY 11.5 A Field Day 362****Web 2.0 Technologies 362****Social Media Design 363**

Guidelines for Social Media Design 364

Designing Apps for Smartphones and Tablets 365

Set Up a Developer Account 366 / Choose a Development Process 366 / Be an Original 366 / Determine How You Will Price the App 366 / Follow the Rules 367 / Design Your Icon 367 / Choose an Appropriate Name for the App 367 / Design for a Variety of Devices 367 / Design the Output for the App 368 / Design the Output a Second Time for a Different Orientation 369 / Share a Prototype of Your Work 369 / Design the App's Logic 369 / Design Movement 370 / Create the User Interface Using Gestures 370 / Protect Your Intellectual Property 370 / Market Your App 371

Output Production and XML 371

Ajax 373

HYPERCASE EXPERIENCE 11 374

SUMMARY 374

KEYWORDS AND PHRASES 375

REVIEW QUESTIONS 375

PROBLEMS 376

GROUP PROJECTS 379

SELECTED BIBLIOGRAPHY 380

12 DESIGNING EFFECTIVE INPUT 381**Good Form Design 382**

Making Forms Easy to Fill In 382 / Meeting the Intended Purpose 385 / Ensuring Accurate Completion 385 / Keeping Forms Attractive 385 / Controlling Business Forms 385

Good Display and Web Forms Design 386

Keeping the Display Simple 386 / Keeping the Display Consistent 387 / Facilitating Movement 387 / Designing an Attractive and Pleasing Display 387 / Using Icons in Display Design 387

CONSULTING OPPORTUNITY 12.1 This Form May Be Hazardous to Your Health 388**CONSULTING OPPORTUNITY 12.2 Squeezin' Isn't Pleasin' 389**

Graphical User Interface Design 389 / Form Controls and Values 392 / Hidden Fields 392 / Event-Response Charts 393 / Dynamic Web Pages 395 / Three-Dimensional Web Pages 395 / Ajax (Asynchronous JavaScript and XML) 397

MAC APPEAL 399

Using Color in Display Design 399

Website Design 400

SUMMARY 402

HYPERCASE EXPERIENCE 12 403

KEYWORDS AND PHRASES 404

REVIEW QUESTIONS 404

PROBLEMS 405

GROUP PROJECTS 408

SELECTED BIBLIOGRAPHY 408

13 DESIGNING DATABASES 409**CONSULTING OPPORTUNITY 13.1 Hitch Your Cleaning Cart to a Star 410****Databases 410****Data Concepts 411**

Reality, Data, and Metadata 411 / Files 416 / Relational Databases 418

Normalization 420

The Three Steps of Normalization 420 / A Normalization Example 420 / Using an Entity-Relationship Diagram to Determine Record Keys 428 / One-to-Many Relationships 429 / Many-to-Many Relationships 429

Guidelines for Master File/Database Relation Design 430

Integrity Constraints 430

MAC APPEAL 431

Anomalies 432

Making Use of a Database 432

Steps in Retrieving and Presenting Data 432

Denormalization 433**Data Warehouses 434****CONSULTING OPPORTUNITY 13.2 Storing Minerals for Health, Data for Mining 436**

Online Analytical Processing 436 / Data Mining 436

CONSULTING OPPORTUNITY 13.3 Losing Prospects 438**Business Intelligence (BI) 438****Data Analytics 439****Blockchains 440****HYPERCASE EXPERIENCE 13 441**

SUMMARY 442
 KEYWORDS AND PHRASES 443
 REVIEW QUESTIONS 444
 PROBLEMS 444
 GROUP PROJECTS 446
 SELECTED BIBLIOGRAPHY 446

14 HUMAN-COMPUTER INTERACTION AND UX DESIGN 448

Understanding Human-Computer Interaction 449

How Fit Affects Performance and Well-Being 449

Usability 450

Designing for the Cognitive Styles of Individual Users 451 / Physical Considerations in HCI Design 451 / Considering Human Limitations, Disabilities, and Design 452 / Implementing Good HCI Practices 452

CONSULTING OPPORTUNITY 14.1 School Spirit Comes in Many Sizes 453

Types of User Interface 453

CONSULTING OPPORTUNITY 14.2 I'd Rather Do It Myself 454

Natural-Language Interfaces 454 / Question-and-Answer Interfaces 454 / Menus 454

CONSULTING OPPORTUNITY 14.3 Don't Slow Me Down 455

Form-Fill Interfaces 455 / Choosing and Evaluating Interfaces 456

UX Design 456

Five Designer Actions that Promote Good UX Design 458 / Five Designer Actions to Avoid in UX Design 458 / UX Design Guidelines: An Ecommerce Example 459 / Benefits of UX Design 460

Designing Interfaces for Smartphones and Tablets 460

Gestures 461 / Alerts, Notices, and Queries 461 / Badges 462

Design for Intelligent Personal Assistants 462

Designing for Virtual Reality and Augmented Reality 463

Guidelines for Dialogue Design 463

Meaningful Communication 464 / Minimal User Action 465

CONSULTING OPPORTUNITY 14.4 Waiting to Be Fed 466

Standard Operation and Consistency 466

Feedback for Users 467

Types of Feedback 467 / Including Feedback in Design 468

Special Design Considerations for Ecommerce 469

Soliciting Feedback from Ecommerce Website Customers 469

CONSULTING OPPORTUNITY 14.5 When You Run a Marathon, It Helps to Know Where You're Going 470

MAC APPEAL 471

Easy Navigation for Ecommerce Websites 471

Mashups 473

Designing Queries 473

Query Types 473 / Query Methods 476

CONSULTING OPPORTUNITY 14.6 Hey, Look Me Over (Reprise) 477

HYPERCASE EXPERIENCE 14 479

SUMMARY 480
 KEYWORDS AND PHRASES 480
 REVIEW QUESTIONS 481
 PROBLEMS 482
 GROUP PROJECTS 483
 SELECTED BIBLIOGRAPHY 484

PART V QUALITY ASSURANCE AND IMPLEMENTATION 485**15 DESIGNING ACCURATE DATA ENTRY PROCEDURES 485****Effective Coding 486**

Keeping Track of Something 486 / Classifying Information 487 / Concealing Information 491 / Revealing Information 489 / Requesting Appropriate Action 491 / General Guidelines for Coding 491

CONSULTING OPPORTUNITY 15.1 It's a Wilderness in Here 492**CONSULTING OPPORTUNITY 15.2 Catching a Summer Code 494****Effective and Efficient Data Capture 494**

Deciding What to Capture 495 / Letting the Computer Do the Rest 495 / Avoiding Bottlenecks and Extra Steps 496 / Starting with a Good Form 496 / Choosing a Data Entry Method 496

Ensuring Data Quality through Input Validation 500**CONSULTING OPPORTUNITY 15.3 To Enter or Not to Enter: That Is the Question 501**

Validating Input Transactions 501 / Validating Input Data 502 / The Process of Validation 504

Data Accuracy Advantages in Ecommerce Environments 505

Customers Keying Their Own Data 505 / Storing Data for Later Use 505 / Using Data through the Order Fulfillment Process 505

HYPERCASE EXPERIENCE 15 506

Providing Feedback to Customers 506

SUMMARY 506
 KEYWORDS AND PHRASES 507
 REVIEW QUESTIONS 508
 PROBLEMS 508
 GROUP PROJECTS 510
 SELECTED BIBLIOGRAPHY 510

16 QUALITY ASSURANCE AND IMPLEMENTATION 512**The Total Quality Management Approach 513**

Six Sigma 513 / Responsibility for Total Quality Management 513 / Structured Walkthrough 514 / Top-Down Systems Design and Development 515

CONSULTING OPPORTUNITY 16.1 The Quality of MIS Is Not Strained 516**MAC APPEAL 517**

Using Structure Charts to Design Modular Systems 517 / Service-Oriented Architecture (SOA) 519

Documentation Approaches 520

Procedure Manuals 520 / The FOLKLORE Method 520

CONSULTING OPPORTUNITY 16.2 Write Is Right 521

HYPERCASE EXPERIENCE 16.1 522

Choosing a Design and Documentation Technique 523

Testing, Maintenance, and Auditing 523

The Testing Process 523

CONSULTING OPPORTUNITY 16.3 Cramming for Your Systems Test 525

Maintenance Practices 526 / Auditing 526

Implementing Distributed Systems 526

Client/Server Technology 527 / Cloud Computing 528 / Network Modeling 531

Training Users 534

Training Strategies 534 / Guidelines for Training 535

CONSULTING OPPORTUNITY 16.4 You Can Lead a Fish to Water . . . but You Can't Make It Drink 536

Conversion to a New System 537

Conversion Strategies 537 / Other Conversion Considerations 538 / Organizational Metaphors and Their Relationship to Successful Systems 538

Security Concerns for Traditional and Web-Based Systems 539

Physical Security 539 / Logical Security 540 / Behavioral Security 540 / Special Security Considerations for Ecommerce 541 / Privacy Considerations for Ecommerce 541 / Disaster Recovery Planning 542

CONSULTING OPPORTUNITY 16.5 The Sweet Smell of Success 543

Evaluation 544

Evaluation Techniques 544 / The Information System Utility Approach 544

CONSULTING OPPORTUNITY 16.6 Mopping Up with the New System 546

Evaluating Corporate Websites 546

HYPERCASE EXPERIENCE 16.2 547

SUMMARY 547

KEYWORDS AND PHRASES 548

REVIEW QUESTIONS 549

PROBLEMS 550

GROUP PROJECTS 552

SELECTED BIBLIOGRAPHY 552

GLOSSARY 553

ACRONYMS 561

INDEX 563

PREFACE

NEW TO THIS EDITION


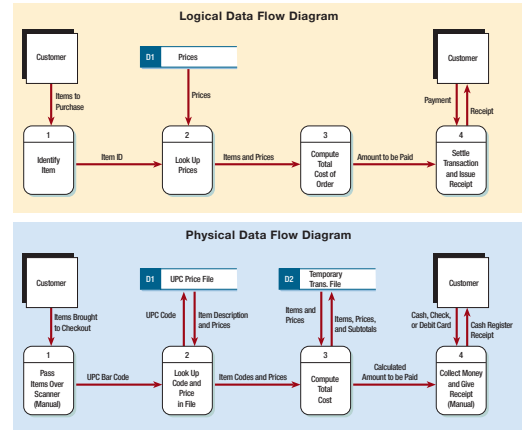
The tenth edition of *Systems Analysis and Design* includes extensive changes inspired by the rapid changes in the IS field over the past four years, and they are included as a response to the thoughtful input of our audience of adopters, students, and academic reviewers. Many new and advanced features are integrated throughout this new edition. In particular:

- Innovative material on using responsive design to enable systems analysts and organizations to participate in open source communities (Chapter 1)
- New coverage of the importance of security considerations right from the outset of a systems project (Chapter 1)
- New material on work-sanctioned social media sites to create productive systems development subcultures and collaborative design (Chapter 2)
- Additional material on cloud computing as a platform choice for a systems development project (Chapter 3)
- Innovative material on listening to user stories to complement other interactive information gathering methods (Chapter 4)
- New material on text analytics software to examine unstructured, soft data from customers' blogs, wikis, and social media sites to interpret qualitative material (Chapter 5)
- New and expanded content on agile methods including Scrum, Scrum planning poker, the product backlog, sprint cycle, and burndown charts (Chapter 6)
- New coverage on Kanban systems as they apply to software development (Chapter 6)
- Innovative coverage of DevOps as a cultural shift in the way to organize rapid systems development and operations (Chapter 6)
- Additional material on designing dashboards for decision makers using infographics (Chapter 11)
- New material on responsive Web design for websites that can be viewed on any device (Chapter 11)
- New material comparing and contrasting skeuomorphic design with flat design for websites (Chapter 11)
- Additional material on innovative guidelines for designing for social media (Chapter 11)
- New content on website design including use of navigational elements such as a hamburger icon and breadcrumb trail (Chapter 12)
- New material on the relationship of business intelligence to data warehouses, big data, and data analytics (Chapter 13)
- Additional coverage on database security and risk tradeoffs in securing databases (Chapter 13)
- Innovative material on developing and using blockchains to provide a verifiable electronic record for tracking any kind of business asset (Chapter 13)
- New content on UX design (user experience design) for developing customer-centered ecommerce website experiences (Chapter 14)
- Innovative coverage of designing virtual reality, augmented reality, and intelligent personal assistants (Chapter 14)
- Additional content on using QR codes for improved data entry (Chapter 15)
- Additional material on designing improved cloud security, privacy, and stability, especially for business continuity and disaster recovery (Chapter 16)

DESIGN FEATURES

Figures have a stylized look to help students more easily grasp the subject matter.

Conceptual diagrams are used to introduce the many tools that systems analysts have at their disposal. This example shows the differences between logical data flow diagrams and physical data flow diagrams. Conceptual diagrams are color coded so students can easily distinguish among them, and their functions are clearly indicated. Many other important tools are illustrated, including use case diagrams, sequence diagrams, and class diagrams.



Computer displays demonstrate important software features that are useful to the analyst. In this edition we introduce UX (user experience) design. Screens are of the utmost importance when we put the user experience first. Actual screen shots show important aspects of design. Analysts are continuously seeking to improve the appearance of the screens and web pages they design. Colorful examples help to illustrate why some screen designs are particularly effective.

Paper forms are used throughout to show how to capture user stories, as well as for input and output design and the design of questionnaires. Blue ink is always used to show writing or data input, thereby making it easier to identify what was filled in by hand. Although most organizations have computerization of manual processes as their goal, much data capture is still done using hand-written paper forms. Improved form design enables analysts to ensure accurate and complete input and output. Better forms also streamline new internal workflows that result from newly automated business-to-consumer (B2C) applications for ecommerce on the Web.

Need or Opportunity:	Apply shortcut methods for faster checkout.					
Story:	If the identity of the customer is known and the delivery address matches, speed up the transaction by accepting the credit card on file and the rest of the customer's preferences such as shipping method.					
		Well Below	Below Average	Average	Above Average	Well Above
Activities:	Coding			✓		
	Testing			✓		
	Listening			✓		
	Designing				✓	
Resources:	Time				✓	
	Cost		✓			
	Quality				✓	
	Scope			✓		

Tables are used when an important list needs special attention or when information needs to be organized or classified. In addition, tables supplement the understanding of the reader in a way that departs from how material is organized in the narrative portion of the book. Most analysts find tables a useful way to organize numbers and text into a meaningful “snapshot.”

Activity	Detailed Activity	Weeks Required
Data gathering	Conduct interviews	3
	Administer questionnaires	4
	Read company reports	4
	Introduce prototype	5
	Observe reactions to prototype	3
Data flow and decision analysis	Analyze data flow	8
Proposal preparation	Perform cost-benefit analysis	3
	Prepare proposal	2
	Present proposal	2

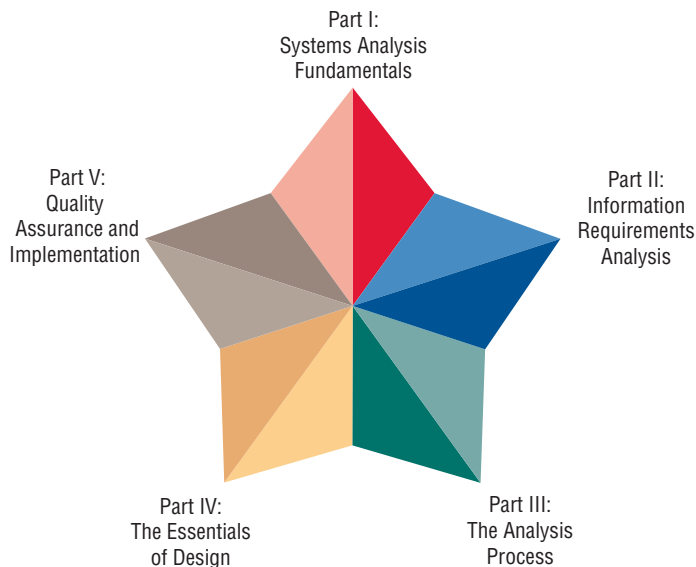
Break these down further.

then estimate time required.

This example of a table from Chapter 3 shows how analysts can refine their activity plans for analysis by breaking them down into smaller tasks and then estimating how much time it will take to complete them. This book is built on the idea that systems analysis and design is a

process that integrates the use of many tools with the unique talents of the systems analyst to systematically improve business through the implementation or modification of computerized information systems. Systems analysts can grow in their work by taking on new IT challenges, whether they are posed by designing for multiple platforms, new types of users, or implementing cloud-based systems; and by keeping up to date in their profession through the application of new methods, software, and alternative tools.

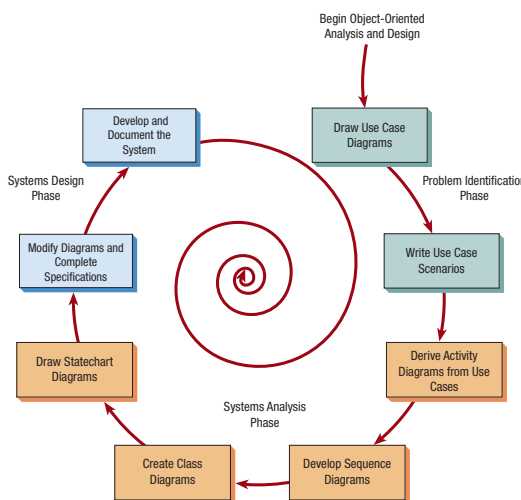
A BRIEF TOUR OF THE TENTH EDITION



Systems analysis and design is typically taught in one or two semesters. This book may be used in either situation. The text is appropriate for undergraduate (junior or senior) curricula at a four-year university, graduate school, or community college. The level and length of the course can be varied and supplemented by using real-world projects, HyperCase, the legacy CPU Case online, or other materials available at the Pearson Instructor Resources website.

The text is divided into five major parts: Systems Analysis Fundamentals (Part I), Information Requirements Analysis (Part II), The Analysis Process (Part III), The Essentials of Design (Part IV), and Quality Assurance and Implementation (Part V).

Part I (Chapters 1–3) stresses the basics students need to know about what an analyst does and introduces the three main methodologies of the systems development life cycle (SDLC), agile approaches, and object-oriented analysis with universal modeling language (UML), along with reasons and situations for when to use them. Part I introduces the three roles of a systems analyst—consultant, supporting expert, and agent of change—along with ethical issues and professional guidelines for serving as a systems consultant. The importance of designing security into new systems from the beginning is noted. Material on virtual teams and virtual organizations, and the concept of human-computer interaction (HCI) is introduced as well. The use of open source software (OSS) and how analysts and organizations can participate in open source communities by using responsive design is introduced.



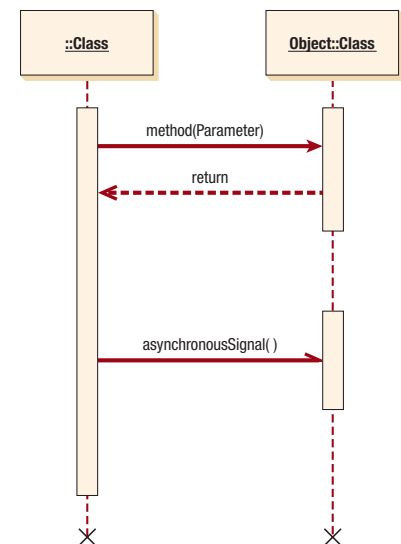
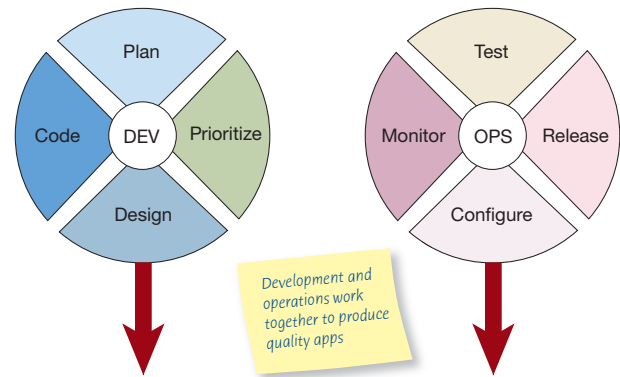
Chapter 2 includes how to initially approach an organization by drawing context-level data flow diagrams, using entity-relationship models, and developing use cases and use case scenarios. It views the organization as a system through the description of enterprise resource planning (ERP) systems. Also included is the importance of using employer-sanctioned social media to create a strong workplace culture. Chapter 3 focuses on project management. It introduces material on when to use cloud services versus purchasing hardware and software. Project management techniques including time estimation techniques for project management are discussed. Material in Chapter 3 will help students approach projects using the work breakdown structure (WBS). Creating a problem definition, developing a project charter, and determining feasibility are also covered. Chapter 3 guides students in writing and presenting a professional and effective systems proposal that incorporates figures and graphs to communicate with users.

Part II (Chapters 4–6)

emphasizes the use of systematic and structured methodologies for performing information requirements analysis. Attention to analysis helps analysts ensure that they are addressing the correct problem before designing a system. Chapter 4 introduces a group of interactive methods, including interviewing, joint application design (JAD), and constructing questionnaires. It expands material on listening to user stories in order to understand

organization behaviors and values. Chapter 5 introduces a group of unobtrusive methods for ascertaining information requirements of users. These methods include sampling, investigating hard and archival data, and observation of decision makers' behavior and their physical environment. New material on the use of text analytics software to examine unstructured data from blogs, wikis, interviews, and social media sites is added. Chapter 6 on agile modeling and prototyping is innovative in its treatment of prototyping as another data-gathering technique that enables the analyst to solve the right problem by getting users involved from the start. Agile approaches have their roots in prototyping, and this chapter begins with prototyping to provide a proper context for understanding, and then takes up the agile approach. The values and principles, activities, resources, practices, processes, and tools associated with agile methodologies are presented. New and expanded coverage of agile methods including Scrum, Scrum planning poker, the product backlog, sprint cycle, and burndown charts are included. Kanban systems as they apply to software development are introduced, and innovative coverage of DevOps as a cultural shift in the way to organize rapid systems development and operations is covered.

Part III (Chapters 7–10) details the analysis process. It builds on the previous two parts to move students into analysis of data flows as well as structured and semi-structured decisions. It provides step-by-step details on how to use structured techniques to draw data flow diagrams (DFDs). Chapter 7 provides coverage of how to create child diagrams; how to develop both logical and physical data flow diagrams; and how to partition data flow diagrams. Chapter 8 features material on the data repository and vertical balancing of data flow diagrams. Chapter 8 also includes extensive coverage of extensible markup language (XML) and demonstrates how to use data dictionaries to create XML. Chapter 9 includes material on developing process specifications. A discussion of both logical and physical process specifications



shows how to use process specifications for horizontal balancing. Chapter 9 also covers how to diagram structured decisions with the use of structured English, decision tables, and decision trees. In addition, the chapter covers how to choose an appropriate decision analysis method for analyzing structured decisions and creating process specifications.

Part III concludes with Chapter 10 on object-oriented systems analysis and design. This chapter includes an in-depth section on using unified modeling language (UML). There is detailed coverage of the use case model, creating the class model diagram with UML, sequence diagrams, creating gen/spec diagrams, use case scenarios, and activity diagrams. Through several examples and Consulting Opportunities, this chapter demonstrates how to use an object-oriented approach. Consulting Opportunities, diagrams, and problems enable students to learn and use UML to model systems from an object-oriented perspective. Students learn the appropriate situations for using an object-oriented approach. This chapter helps students to decide whether to use the SDLC, the agile approach, or object-oriented systems analysis and design to develop a system.

Part IV (Chapters 11–14)

covers the essentials of design. It begins with designing output because many practitioners believe systems to be output driven. The design of Web-based forms is covered in detail. Particular attention is paid to relating output method to content, the effect of output on users, and designing good forms and screens. Chapter 11 considers output, including Web displays, audio, and electronic output such as web pages, email, and RSS



feeds. Designing a website for ecommerce purposes is emphasized, and the importance of adding Web 2.0 technologies and social media to corporate and ecommerce websites is explored. Additional material on designing dashboards using infographics is provided. New material on responsive Web design is included. Flat versus skeuomorphic design is covered, as are innovative guidelines for designing for social media. Designing apps for smartphones and tablets is integrated, along with storyboarding, wireframing, and mockups. Output production and XML are covered.

Chapter 12 includes innovative material on designing for smartphones and tablets as well as designing Web-based input forms and other electronic forms design. Also included is computer-assisted forms design. Chapter 12 also features in-depth coverage of website design, new content on how to add navigational elements to websites such as a hamburger menus and breadcrumb trails, and includes guidelines on when designers should add video, audio, and animation to website designs. There is detailed consideration of how to create effective graphics for corporate websites and ways to design effective onscreen navigation for website users.

Coverage of intranet and extranet page design is included. Consideration of database integrity constraints and how the user interacts with the computer and how to design an appropriate interface are discussed. The importance of user feedback is also found in Part IV. How to design accurate data entry procedures that take full advantage of computer and human capabilities to assure entry of quality data is emphasized here.

Chapter 13 demonstrates how to use an entity-relationship diagram to determine record keys and provides guidelines for file/database relation design. Students are shown the relevance of database design for the overall usefulness of the system, and how users actually use databases. New material on the relationship between business intelligence (BI) and data warehouses, big data, and data analytics software is added in the context of data warehouses. Additional material on database security and risk tradeoffs in securing databases is added. Innovative material on developing and using blockchains to provide a verifiable electronic record for tracking any kind of business asset is included.

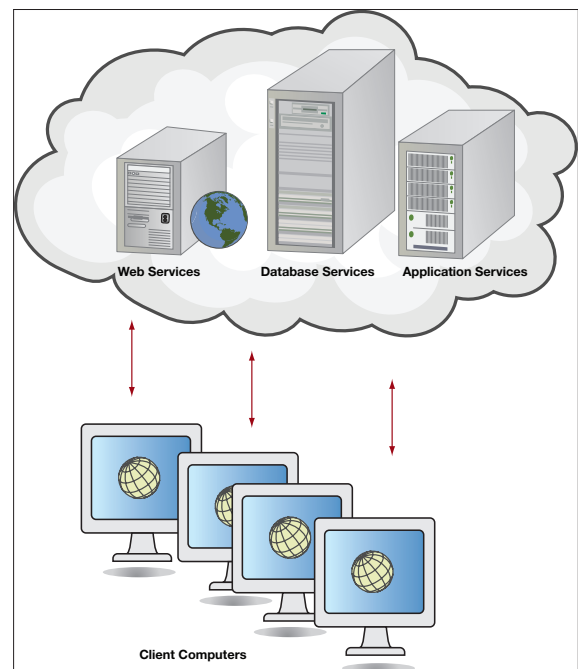
Chapter 14 emphasizes human–computer interaction (HCI), especially as it relates to interface design, as well as UX design. It discusses the importance of HCI in designing systems that suit individuals and assisting them in achieving personal and organization goals through their use of information technology. The concept of usability is introduced, so that systems analysis students can knowledgeably incorporate HCI practices in their designs. Chapter 14 introduces material on how to design gesture-based (multitouch) interfaces for smartphones and tablets, as well as designing alerts, notices, and queries. Material on designing easy onscreen navigation for website visitors is included. The chapter presents innovative approaches to searching on the Web, highlights material on graphic user interface (GUI) design, and provides innovative approaches to designing dialogues. Chapter 14 articulates specialized design considerations for ecommerce websites. New material on UX design (user experience design) for developing customer-centered ecommerce websites is included. Mashups, new applications created by combining two or more Web-based application programming interfaces, are also covered. Innovative material on designing virtual reality (VR), augmented reality (AR), and intelligent personal assistants is included. Chapter 14 includes extensive coverage on how to formulate queries, all within the framework of HCI.

Part V (Chapters 15 and 16) concludes the book. Chapter 15 focuses on designing accurate data entry procedures and includes material on managing the supply chain through the effective design of business-to-business (B2B) ecommerce. It includes suggestions for incorporating two-dimensional codes QR codes and bar codes into data entry designs. It also considers the usefulness of RFID for automatic data collection. Chapter 16 emphasizes taking a total quality approach to improving software design and maintenance. In addition, material on system security and firewalls is included. Testing, auditing, and maintenance of systems are discussed in the context of total quality management. This chapter helps students understand how service-oriented architecture (SOA) and cloud computing combined with ERP are significantly altering the landscape of information systems design. In addition, students learn how to design appropriate training programs for users of the new system, how to recognize the differences among physical conversion strategies, and how to be able to recommend an appropriate one to a client. Chapter 16 also presents techniques for modeling networks, which can be done with popular tools such as Microsoft Visio.

Material on security and privacy in relation to designing ecommerce applications is included. Coverage includes security for firewalls, gateways, public key infrastructure (PKI), secure electronic transaction (SET), secure sockets layer (SSL), virus protection software, URL filtering products, email filtering products, and virtual private networks (VPN) is included. Additional coverage on designing improved cloud security, privacy, and stability, especially for business continuity and disaster recovery, is included.

Important coverage of how the analyst can promote and monitor a corporate website is included in this section, which features Web activity monitoring, website promotion, Web traffic analysis, and audience profiling to ensure the effectiveness of new ecommerce systems. Techniques for evaluating the completed information systems project are covered systematically as well.

This tenth edition contains an updated **Glossary** of terms and a separate list of updated **Acronyms** used in the book and in the systems analysis and design field.



PEDAGOGICAL FEATURES

Chapters in this tenth edition contain:

- **Learning Objectives** at the beginning of each chapter
- **Summaries** at the end of each chapter that tie together the salient points of the chapter and provide an excellent source of review for exams
- **Keywords and Phrases** for each chapter
- **Review Questions** to help with learning key definitions and terms
- **Problems** that help students apply and extend the concepts and tools they are learning to practical situations
- **Group Projects** that help students work together in a systems team to solve important problems that are best solved through group interaction
- **Consulting Opportunities** now with more than 50 minicases throughout the book
- **Mac Appeal** columns that inform students about design software available on the Mac and iPhone
- **HyperCase Experiences** in each chapter simulate organizational experience and focus learning from HyperCase online

CONSULTING OPPORTUNITIES

This tenth edition presents more than 50 Consulting Opportunities, addressing significant and emerging topics arising in information systems, including designing systems from an HCI perspective, ecommerce applications for the Web, cloud computing decisions, and using UML to model information systems from an object-oriented perspective. Consulting Opportunities can be used for motivating thoughtful in-class discussions or assigned as homework or take-home exam questions.

Not all systems work demands extended two- or three-year projects, so many Consulting Opportunities included can be solved in 20 to 30 minutes of group discussion, group writing, or individual writing. These minicases, written in a humorous manner to enliven the material, require students to synthesize what they have learned up to that point in the course, ask students to mature in their professional and ethical judgment, and expect students to articulate the reasoning that led to their systems decisions.

AUDIOLOGICAL EXAMINATION REPORT														
Patient Last Name				First				Middle Initial						
Examining Station				Date of Exam				Social Security Number						
Patient Number				Claim number										
First Exam														
AIR CONDUCTION														
Right ear			Left ear			Right ear			Left ear					
500	1000	2000	4000	6000	500	1000	2000	4000	6000	500	1000	2000	4000	6000
<input type="checkbox"/>	<input type="checkbox"/>	<input type="checkbox"/>	<input type="checkbox"/>	<input type="checkbox"/>	<input type="checkbox"/>	<input type="checkbox"/>	<input type="checkbox"/>	<input type="checkbox"/>	<input type="checkbox"/>	<input type="checkbox"/>	<input type="checkbox"/>	<input type="checkbox"/>	<input type="checkbox"/>	<input type="checkbox"/>
BONE CONDUCTION														
Right ear			Left ear			Right ear			Left ear					
500	1000	2000	4000	6000	500	1000	2000	4000	6000	500	1000	2000	4000	6000
<input type="checkbox"/>	<input type="checkbox"/>	<input type="checkbox"/>	<input type="checkbox"/>	<input type="checkbox"/>	<input type="checkbox"/>	<input type="checkbox"/>	<input type="checkbox"/>	<input type="checkbox"/>	<input type="checkbox"/>	<input type="checkbox"/>	<input type="checkbox"/>	<input type="checkbox"/>	<input type="checkbox"/>	<input type="checkbox"/>
SPEECH AUDIOMETRY SECT.						Comments []								
SPEECH RECEPTION THRESHOLD														
Right Ear []						Referred by []								
Left Ear []						Reason for referral								
RIGHT EAR DISCR.						Examining Audiologist								
% [] Masking []						Exam. Audiologist's No.								
LEFT EAR DISCRIM.						Next Appt.								
% [] Masking []														

HYPERCASE EXPERIENCES

HyperCase Experiences that pose challenging student exercises are present in each chapter. HyperCase 2.10 has organization problems featuring information systems technology. HyperCase represents an original virtual organization that allows students who access it to become immediately immersed in organization life. Students will interview people, observe office environments, analyze their prototypes, and review the documentation of their existing systems.

HyperCase 2.10 is Web-based, interactive software that presents an organization called Maple Ridge Engineering (MRE) in a colorful, three-dimensional graphics environment. HyperCase permits professors to begin approaching a systems analysis and design class with exciting multimedia

HYPERCASE® EXPERIENCE 3.2

“Sometimes the people who have been here for some time are surprised at how much we have actually grown. Yes, I do admit that it isn't easy to keep track of what each person is up to or even what purchases each department has made in the way of hardware and software. We're working on it, though. Mr. Evans would like to see more accountability for computer purchases. He wants to make sure we know what we have, where it is, why we have it, who's using it, and if it's boosting MRE productivity, or, as he so delicately puts it, 'to see whether it's just an expensive toy' that we can live without.”

HYPERCASE Questions

1. Complete a computer equipment inventory for the Training and Management Systems Department, describing all the systems you find. *Hint:* Create an inventory form to simplify your task.
2. Using the software evaluation guidelines given in the chapter, do a brief evaluation of GEMS, a software package used by the Training and Management Systems Department employees. In a paragraph, briefly critique this custom software by comparing it with COTS software such as Microsoft Project.
3. List the intangible costs and benefits of GEMS, as reported by employees of MRE.
4. Briefly describe the two alternatives Mr. Evans is considering for the proposed project tracking and reporting system.
5. What organizational and political factors should Mr. Evans consider in proposing his new system at MRE? (In a brief paragraph, discuss three central conflicts.)



FIGURE 3.HCI

The reception room resembles a typical corporation. While you are in this HyperCase screen, click on the small red directory if you want to visit an MRE employee.

material. Carefully watching their use of time and managing multiple methods, students use the hypertext characteristics of HyperCase on the Web to create their own individual paths through the organization.

Maple Ridge Engineering is drawn from the actual consulting experiences of the authors of the original version (Raymond Barnes, Richard Baskerville, Julie E. Kendall, and Kenneth E. Kendall). Allen Schmidt joined the project for version 2.0 and has remained with it. Peter Schmidt was the HTML programmer, and Jason Reed created the images for the initial Web version.

Each chapter contains HyperCase Experiences that include assignments (and even some clues) to help students solve difficult organization problems including developing new systems, merging departments, hiring employees, security, ecommerce, and disaster recovery planning they encounter at MRE. HyperCase has been fully tested in classrooms and was an award winner in the Decision Sciences Institute Innovative Instruction competition.

EXPANDED WEB SUPPORT

Systems Analysis and Design, tenth edition, features Web-based support for solid but lively pedagogical techniques in the information systems field:

- The website, located at **www.pearsonglobaleditions.com**, contains a wealth of critical learning and support tools, which keep class discussions exciting.
- **HyperCase 2.10** is an award-winning, interactive organization game. Students are encouraged to interview people in the organization, analyze problems, drill down into and modify data flow diagrams and data dictionaries, react to prototypes, and design new input and output.
- **A legacy case, the Central Pacific University (CPU) case is online.** In keeping with our belief that a variety of approaches is important, the entire legacy Central Pacific University (CPU) case, accompanied by partially solved Student Exercises, is fully available online. The legacy CPU case makes use of Microsoft Access, Microsoft Visio, and the popular CASE tool Visible Analyst by Visible Systems, Inc., for the sample screen shots and the student exercises. The legacy CPU case takes students through all phases of the systems development life cycle.



EXPANDED INSTRUCTOR SUPPLEMENTAL WEB SUPPORT

Extended support for instructors using this edition can be found at the official website located at **www.pearsonglobaleditions.com**. Resources include:

- **Instructor's Manual**—The Instructor's Manual contains answers to problems, solutions to cases, and suggestions for approaching the subject matter.
- **PowerPoint Presentations**—The PowerPoints feature lecture notes that highlight key text terms and concepts. Professors can customize the presentation by adding their own slides or by editing the existing ones.
- **TestGen Testbank File**—The TestGen Testbank file is an extensive set of multiple-choice, true/false, and essay-type questions for each chapter of the text. Questions are ranked according to difficulty level and referenced with page numbers from the text. The TestGen Testbank file is available in Microsoft Word format and as the computerized Prentice Hall TestGen software, with course management system conversions.